

# TANA E SERIES

## Landfill Compactors



**TANA**

From Waste to Value®

**E**  
**SERIES**

With two product lines

# **TANA E SERIES** LANDFILL COMPACTORS

## **THE MOST PRODUCTIVE COMPACTOR ON THE MARKET**

**A minimum of 10% better compaction than any other compactor**



# A minimum of **10% better** compaction\*

## Proven in several tests

TANA compactors are reaching a minimum of **10% better compaction rate** than any other landfill compactor on the market.

This highest rate of compaction is achieved by TANA's unique design: the rigid frame utilizes the weight of the machine through the twin drums.

The end result is a smooth, firmly compacted area. The waste trucks can drive safely and quickly to the tipping area for unloading with minimized risk of vehicle breakdowns caused by unevenly compacted ground.

## Less driving, lower operating costs

The advantage of the unique full width twin drum design of a TANA compactor reduces the number of passes required from 6 to 4. This creates savings both in time and fuel.



A four-wheeled compactor requires more passes to cover the same area to the wanted compaction rate as a TANA compactor.

## Smart and efficient

The TANA E Series offers the most advanced smart tools to increase efficiency even further.

You can also manage and track costs with TANA ProTrack®. Improve the operating efficiency by the optionally available TANA ProLoc® - the operator's own real time operating efficiency navigator.

The weight of a TANA landfill compactor is optimally distributed into the waste through the rigid frame construction, the two full-width drums and the crushing teeth. A traditional four-wheeler extrudes large amounts of waste from the middle and the sides, which means more passes for the same compaction level, and thus lower efficiency.



## Value through better compaction

By achieving a better compaction rate, you can extend the landfill's life expectancy by several years. Each additional year and month increases the value of the landfill.

# Increase in revenues

## BETTER AIRSPACE MANAGEMENT

TANA Compaction Guarantee: Minimum of 10% better compaction is not just words, we are ready to prove it. Ask more about the details of the compaction tests from your closest Tana distributor.



## Additional advantages

### Reduced fuel consumption

More efficient and faster operation means lower fuel consumption. Several tests have proved that a TANA compactor can outperform the competitors by a 8-12% savings in fuel consumption.

The environmentally friendly eco-model with a Tier 4 final engine reduces fuel consumption up to 8-9% over Tier 3 engines.

### Lower the use of cover soil

A TANA compactor's better compaction rate with a smoother surface reduces the use of cover soil by 50%.


Calculations are based on a real life scenario. Find more test reports at [www.tana.fi](http://www.tana.fi)

# Comparison: a rigid frame vs. an oscillating frame




**A TANA compactor's rigid frame maximizes the weight distribution of compaction into an area with uneven bumps.**

50% of the compactor's total weight is optimized for leveling any bumps. The result: high compaction efficiency with a smooth surface.



**A traditional four-wheeler compactor with an oscillating frame loses its compaction force in uneven areas.**

Only 25% of the compactor's total weight is optimized to level the bumps. The result: uneven compaction.



**Tana evolution**

**OVER 40 YEARS  
OF RESEARCH AND DEVELOPMENT**

**TANA EVOL**

# WORLD'S FIRST LANDFILL COMPACTOR IN 1971



1971



1984



1990



1997



2001



2007



2011



2014

EVOLUTION

# New operational **standard and ergonomomy**



- Easy access for maintenance
- Safe walk-around design
- Well guarded and shielded from random debris.




A clear forward visibility makes it easy to operate the compactor.




Highest ground clearance of any compactor. Easy to operate on a rough terrain.

Safe design without belly pans: no debris accumulation to cause any fire hazards.

Full visibility – the best on the market.





# Tana Control System (TCS)

## Operation management

The Tana Control System (TCS) monitors and controls all system functions. While TANA ProTrack® grants access to view the machine status and operations remotely – TCS is designed for local use as a tool for the operator.

TCS provides such information as the remaining amount of fuel, engine coolant temperature, hydraulic oil temperature and engine oil temperature. It also gives alarm notifications when something is out of its range.

The information in the alarm log helps with immediate troubleshooting on site.



# Manage your operations **with real-time data**

## TOOLS FOR GATHERING INFORMATION

### TANA ProTrack® ensures high uptime

TANA ProTrack® is the ultimate information management tool for receiving monthly reports and for providing real time remote access to the machine.

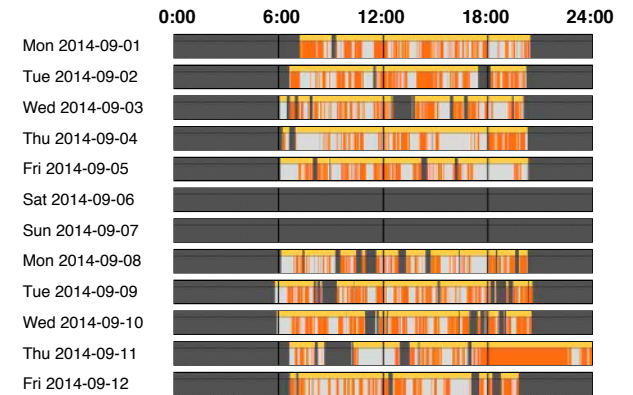
The tool provides valuable information by automatically tracking the working hours and work loads. It also collects data on the compactor's operational costs, like the fuel consumption.

The TANA ProTrack® improves your business by maintaining a high uptime. It does this by providing

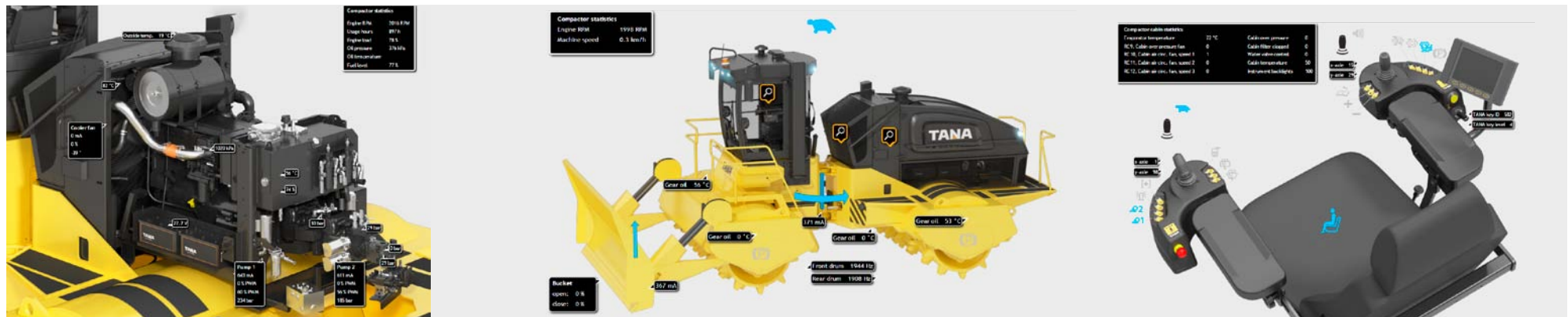
automatic notifications on service intervals and by informing about critical alarms.

### A fast and easy way for making service requests

The remote access on TANA ProTrack® provides fault codes and detailed data on alarms to help your local service partner and TANA Service Center on to troubleshoot the problem.



Monthly reports provide such key information as operator specific operation hours and fuel consumption.



TANA ProTrack® offers a tool for viewing the status of the compactor and details of the power pack components over the internet in real time.

## EFFICIENCY ASSISTANT

Available as an option



When a filling plan has been inserted into the system the TANA ProLoc® displays the areas that have already been sufficiently compacted as green and the ones still needing compaction as yellow.

### Easier and better operation

Covering a large area with a compactor and optimizing the number of passes can be difficult without any data gathering. Too few or too many passes lower operating efficiency.

TANA ProLoc® is the best tool for the operator on maximizing the operating efficiency.

It functions as the operator's own compaction navigator: it shows which areas need more passes and which areas are optimally compacted already.

Based on a satellite navigation system, the tracking system provides centigrade-accurate performance on compaction areas.

TANA ProLoc® is an optional feature available for all models. For more information, contact your nearest TANA distributor.



Quicker and more accurate support by TANA Service Center on any maintenance or troubleshooting need is provided by the real time data from TANA ProTrack®.



Operator designated TANA Key allows to collect data on TANA ProTrack® on working hours. Each key can be registered to a specific operator.

# Increased efficiency and comfort for operator

## A DESIGN MASTERPIECE

Best overall cabin visibility in its class, low noise levels and good ergonomics are the design highlights of a TANA E Series compactor from the operator's perspective.

### Design features

- Superb ergonomics based on extensive research and experience
- Falling Object Protection Structure (FOPS) integrated with Roll-Over Protection Structure (ROPS)
- Cabin isolated from machine and engine vibration
- Cabin located on the front frame to give best visibility at the dozer blade
- Cabin located as far away from the engine as possible to reduce noise and heat effects
- The heater, ventilation and air conditioning act as the nerve centre of the cabin climate control

### Operational features

- Joysticks integrated to the operator's seat
- Air-conditioning alternatively heating
- Triple-laminated, safety glass all around
- Sun protected cabin windows (optional)
- 8 halogen working lights (Xenon lights optional)
- Air-suspended seat swivels a total of 140 degrees
- Windscreen and rear window intermittent wiper-washers
- Pressurized, sound and heat isolated cabin
- Replaceable cabin air filters (EUROVENT)
- Instructor's seat (optional)
- Emergency exit, lockable door

Falling Object Protection Structure (FOPS) with Roll-Over Protection Structure (ROPS).

HEPA filtering in the cabin.

Full forward visibility for accurate operation.

Good gradeability due to a low center of gravity. Safe to operate in steep conditions.



Cabin noise level LpA starting from 72 dB, depending on the model. Reduced heat and noise from engine by cabin placement.

Easy maintenance access. Well-protected from waste debris and objects.

High ground clearance of 890 mm without the need of belly pans.



## Comfort features

- Drink container holder, shelf and lockers
- Roll-down sun visor
- AM/FM radio CD player / MP3 unit
- Socket for mobile phone recharge
- Heater and A/C unit

## Smart features

- The easy-to-use Tana Control System (TCS) LCD panel informs the operator of all machine functions
- TANA ProTrack®
- TANA ProLoc® (option)



## Service kits

The filters and accessories needed in any of the scheduled maintenances are packed in TANA Service Kits. When it is time for a scheduled maintenance, everything except oils and liquids are provided in a one box ready to go.

# TANA E Series

## The TANA E Series offers 5 weight categories with 2 product lines

TANA E Series landfill compactors are available either with Tier 3 or Tier 4 final engine.

All "eco"-labeled models are built with a Tier 4 final engine. They meet the new emission regulations and reduce fuel consumption up to 8-9 % when compared to Tier 3 engines.

**26 tons** TANA E260  
TANA E260eco

**32 tons** TANA E320  
TANA E320eco

**38 tons** TANA E380  
TANA E380eco

**45 tons** TANA E450  
TANA E450eco

**52 tons** TANA E520  
TANA E520eco



**OVER 1500 LANDFILLS AROUND THE WORLD ARE USING TANA COMPACTORS**

**TANA**



# Technical specifications

	E260	E260eco	E320	E320eco	E380	E380eco
<b>Operating weight</b>	26 000 kg	26 000 kg	32 000 kg	32 000 kg	38 000 kg	38 000 kg
<b>Crushing force</b>	127 kN	127 kN	157 kN	157 kN	186 kN	186 kN
<b>Engine</b>	Cummins QSL9- C250	Cummins QSL9-C265	Cummins QSL9 - C325	Cummins QSL9 - C320	Cummins QSM11 - C375	Cummins QSX15-C450
<b>Power rating (SAE J1995)</b>	250 bhp (186 kW)@ 2000 rpm	265 bhp (198 kW)@2000 rpm	325 bhp (242 kW)@ 2100 rpm	320 bhp (239 kW)@2200 rpm	375 bhp (280 kW)@2100rpm	450 bhp (336 kW)@2100 rpm
<b>Displacement</b>	8,9l	8,9l	8,9l	8,9l	10,8l	15l
<b>No. of cylinders</b>	6	6	6	6	6	6
<b>Aspiration</b>	Turbocharger and aftercooler	Turbocharger and aftercooler	Turbocharger and aftercooler	Turbocharger and aftercooler	Turbocharger and aftercooler	Turbocharger and aftercooler
<b>Cooling</b>	Liquid	Liquid	Liquid	Liquid	Liquid	Liquid
<b>Emission limits</b>	EU STAGE III A	EU STAGE IV	EU STAGE III A	EU STAGE IV	EU STAGE III A	EU STAGE IV
	US EPA & CARB TIER 3	US EPA TIER 4 (f), CARB TIER 4	US EPA & CARB TIER 3	US EPA TIER 4 (f), CARB TIER 4	US EPA & CARB TIER 3	US EPA TIER 4 (f), CARB TIER 4
<b>Hydrostatic transmission</b>	Sauer-Danfoss	Sauer-Danfoss	Bosch Rexroth	Bosch Rexroth	Bosch Rexroth	Bosch Rexroth
<b>Pumps</b>	1 tandem pump: variable displacement axial piston pumps with electrical proportional control	1 tandem pump: variable displacement axial piston pumps with electrical proportional control	1 tandem pump: variable displacement axial piston pumps with electrical proportional control	1 tandem pump: variable displacement axial piston pumps with electrical proportional control	1 tandem pump: variable displacement axial piston pumps with electrical proportional control	1 tandem pump: variable displacement axial piston pumps with electrical proportional control
<b>Fuel tank</b>	760 l	760 l	760 l	760 l	760 l	760 l
<b>Urea tank</b>	n/a	56 l	n/a	56 l	n/a	56 l
<b>Cabin air filtration grade</b>	Replacable cabin air filters -pre-filter grade EU3 -micro filter grade EU7, grade EU14 (option) -active carbon filter (option)	Replacable cabin air filters -pre-filter grade EU3 -micro filter grade EU7, grade EU14 (option) -active carbon filter (option)	Replacable cabin air filters -pre-filter grade EU3 -micro filter grade EU7, grade EU14 (option) -active carbon filter (option)	Replacable cabin air filters -pre-filter grade EU3 -micro filter grade EU7, grade EU14 (option) -active carbon filter (option)	Replacable cabin air filters -pre-filter grade EU3 -micro filter grade EU7, grade EU14 (option) -active carbon filter (option)	Replacable cabin air filters -pre-filter grade EU3 -micro filter grade EU7, grade EU14 (option) -active carbon filter (option)
<b>Service brakes</b>	Hydrostatic transmission acts as service brakes, separate circuits for both drums	Hydrostatic transmission acts as service brakes, separate circuits for both drums	Hydrostatic transmission acts as service brakes, separate circuits for both drums	Hydrostatic transmission acts as service brakes, separate circuits for both drums	Hydrostatic transmission acts as service brakes, separate circuits for both drums	Hydrostatic transmission acts as service brakes, separate circuits for both drums
<b>Brakes, dual circuit</b>	Yes	Yes	Yes	Yes	Yes	Yes
<b>Compaction drums</b>	TANA full-width	TANA full-width	TANA full-width	TANA full-width	TANA full-width	TANA full-width
<b>Width in front</b>	2 660 mm	2 660 mm	2 660 mm	2 660 mm	2 660 mm	2 660 mm
<b>Width in rear</b>	2 660 mm	2 660 mm	2 660 mm	2 660 mm	3 800 mm	3 800 mm
<b>Diameter</b>	1 620 mm	1 620 mm	1 620 mm	1 620 mm	1 620 mm	1 620 mm
<b>No. of feet front/rear</b>	80/80 pcs	80/80 pcs	80/80 pcs	80/80 pcs	80/110 pcs	80/110 pcs
<b>Height of feet</b>	200 mm	200 mm	200 mm	200 mm	200 mm	200 mm
<b>Footprints/m<sup>2</sup></b>	26	26	26	26	26	26
<b>No. of scraper bars (front/rear)</b>	14/14 pcs	14/14 pcs	14/14 pcs	14/14 pcs	14/20 pcs	14/20 pcs
<b>No. of wirecutters (front/rear)</b>	2/4 pcs	2/4 pcs	2/4 pcs	2/4 pcs	2/4 pcs	2/4 pcs
<b>Dozer blade</b>	TANA straight	TANA straight	TANA straight	TANA straight	TANA straight	TANA straight
<b>Width</b>	3 660 mm	3 660 mm	3 660 mm	3 660 mm	4 500 mm	4 500 mm
<b>Height</b>	1 750 mm	1 750 mm	1 750 mm	1 750 mm	1 750 mm	1 750 mm
<b>Movement above ground level</b>	1 170 mm	1 170 mm	1 170 mm	1 170 mm	1 170 mm	1 170 mm
<b>Movement below ground level</b>	150 mm	150 mm	150 mm	150 mm	150 mm	150 mm
<b>Inner turning radius</b>	3 880 mm	3 880 mm	3 880 mm	3 880 mm	3 310 mm	3 310 mm
<b>Ground clearance</b>	890 mm	890 mm	890 mm	890 mm	890 mm	890 mm

Weights and measurements are given within normal tolerances limits. The manufacturer reserves the right for any changes. See the latest updates for the E Series at [www.tana.fi](http://www.tana.fi).

	E450	E450eco	E520	E520eco
<b>Operating weight</b>	45 000 kg	45 000 kg	52 000 kg	52 000 kg
<b>Crushing force</b>	221 kN	221 kN	255 kN	255 kN
<b>Engine</b>	Cummins QSX15 - C535	Cummins QSX15-C535	Cummins QSX15 - C535	Cummins QSX15-C535
<b>Power rating (SAE J1995)</b>	535 bhp (399 kW)@2100rpm	535 bhp (399 kW)@2100 rpm	535 bhp (399 kW)@2100rpm	535 bhp (399 kW)@2100rpm
<b>Displacement</b>	15l	15l	15l	15l
<b>No. of cylinders</b>	6	6	6	6
<b>Aspiration</b>	Turbocharger and aftercooler	Turbocharger and aftercooler	Turbocharger and aftercooler	Turbocharger and aftercooler
<b>Cooling</b>	Liquid	Liquid	Liquid	Liquid
<b>Emission limits</b>	EU STAGE III A	EU STAGE IV	EU STAGE III A	EU STAGE IV
	US EPA & CARB TIER 3	US EPA TIER 4 (f), CARB TIER 4	US EPA & CARB TIER 3	US EPA TIER 4 (f), CARB TIER 4
<b>Hydrostatic transmission</b>	Bosch Rexroth	Bosch Rexroth	Bosch Rexroth	Bosch Rexroth
<b>Pumps</b>	1 tandem pump: variable displacement axial piston pumps with electrical proportional control	1 tandem pump: variable displacement axial piston pumps with electrical proportional control	1 tandem pump: variable displacement axial piston pumps with electrical proportional control	1 tandem pump: variable displacement axial piston pumps with electrical proportional control
<b>Fuel tank</b>	760 l	760 l	760 l	760 l
<b>Urea tank</b>	n/a	56 l	n/a	56 l
<b>Cabin air filtration grade</b>	Replacable cabin air filters -pre-filter grade EU3 -micro filter grade EU7, grade EU14 (option) -active carbon filter (option)	Replacable cabin air filters -pre-filter grade EU3 -micro filter grade EU7, grade EU14 (option) -active carbon filter (option)	Replacable cabin air filters -pre-filter grade EU3 -micro filter grade EU7, grade EU14 (option) -active carbon filter (option)	Replacable cabin air filters -pre-filter grade EU3 -micro filter grade EU7, grade EU14 (option) -active carbon filter (option)
<b>Service brakes</b>	Hydrostatic transmission acts as service brakes, separate circuits for both drums	Hydrostatic transmission acts as service brakes, separate circuits for both drums	Hydrostatic transmission acts as service brakes, separate circuits for both drums	Hydrostatic transmission acts as service brakes, separate circuits for both drums
<b>Brakes, dual circuit</b>	Yes	Yes	Yes	Yes
<b>Compaction drums</b>	TANA full-width	TANA full-width	TANA full-width	TANA full-width
<b>Width in front</b>	3 800 mm	3 800 mm	3 800 mm	3 800 mm
<b>Width in rear</b>	3 800 mm	3 800 mm	3 800 mm	3 800 mm
<b>Diameter</b>	1 620 mm	1 620 mm	1 620 mm	1 620 mm
<b>No. of feet front/rear</b>	110/110 pcs	110/110 pcs	110/110 pcs	110/110 pcs
<b>Height of feet</b>	200 mm	200 mm	200 mm	200 mm
<b>Footprints/m²</b>	26	26	26	26
<b>No. of scraper bars (front/rear)</b>	20/20 pcs	20/20 pcs	20/20 pcs	20/20 pcs
<b>No. of wirecutters (front/rear)</b>	2/4 pcs	2/4 pcs	2/4 pcs	2/4 pcs
<b>Dozer blade</b>	TANA straight	TANA straight	TANA straight	TANA straight
<b>Width</b>	5 000 mm	5 000 mm	5 000 mm	5 000 mm
<b>Height</b>	1 960 mm	1 960 mm	1 960 mm	1 960 mm
<b>Movement above ground level</b>	1 230 mm	1 230 mm	1 230 mm	1 230 mm
<b>Movement below ground level</b>	150 mm	150 mm	150 mm	150 mm
<b>Inner turning radius</b>	3 310 mm	3 310 mm	3 310 mm	3 310 mm
<b>Ground clearance</b>	890 mm	890 mm	890 mm	890 mm



The swing frame construction (pat.) by TANA protects the final drive gearbox, thus increasing reliability and maximizing uptime of the machine.



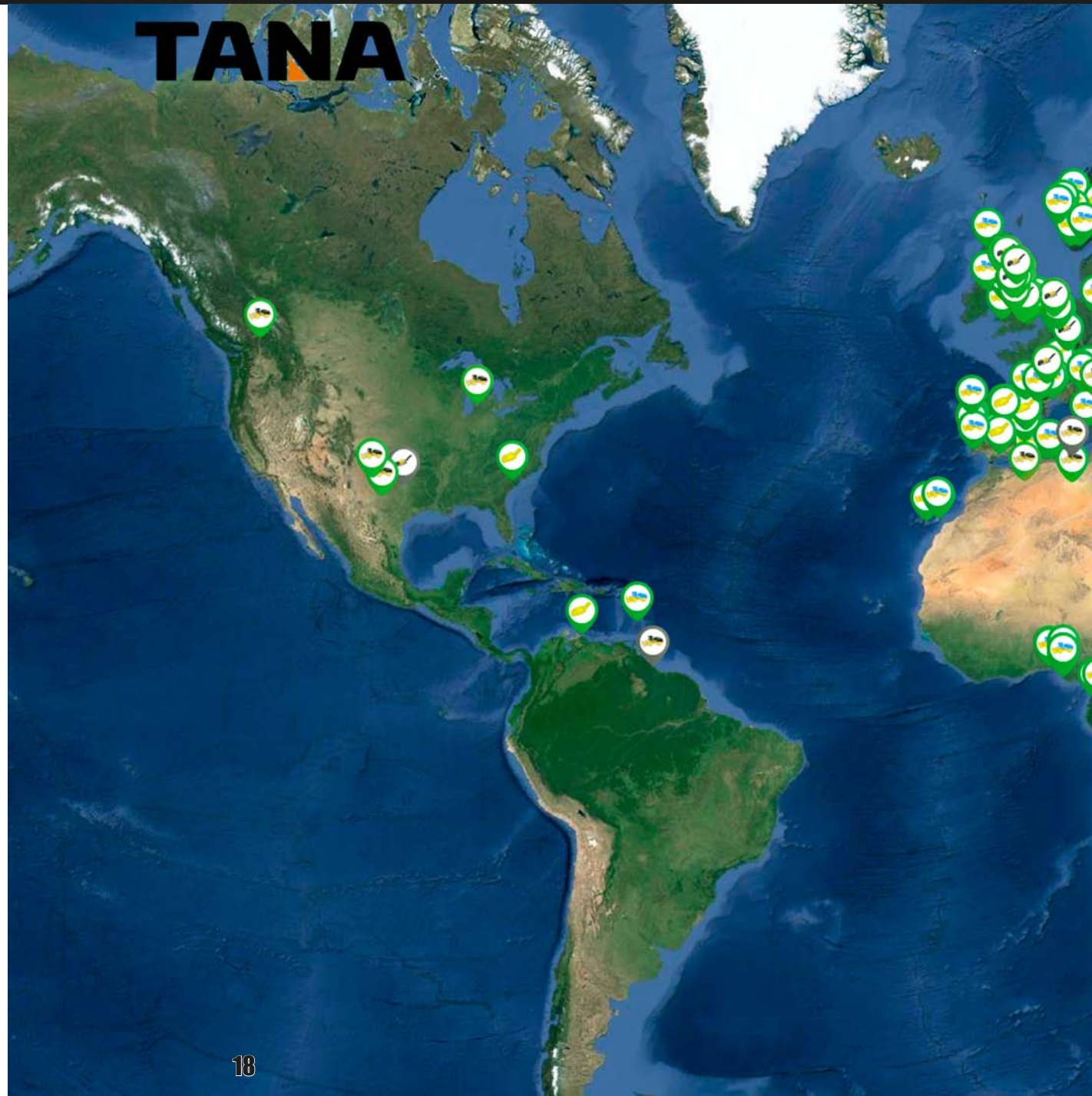

Simplicity in design provides a high uptime for TANA compactors. Easy access to the power pack from the rear saves time on routine maintenance operations and checkups. The optional ladders add usability for daily use.

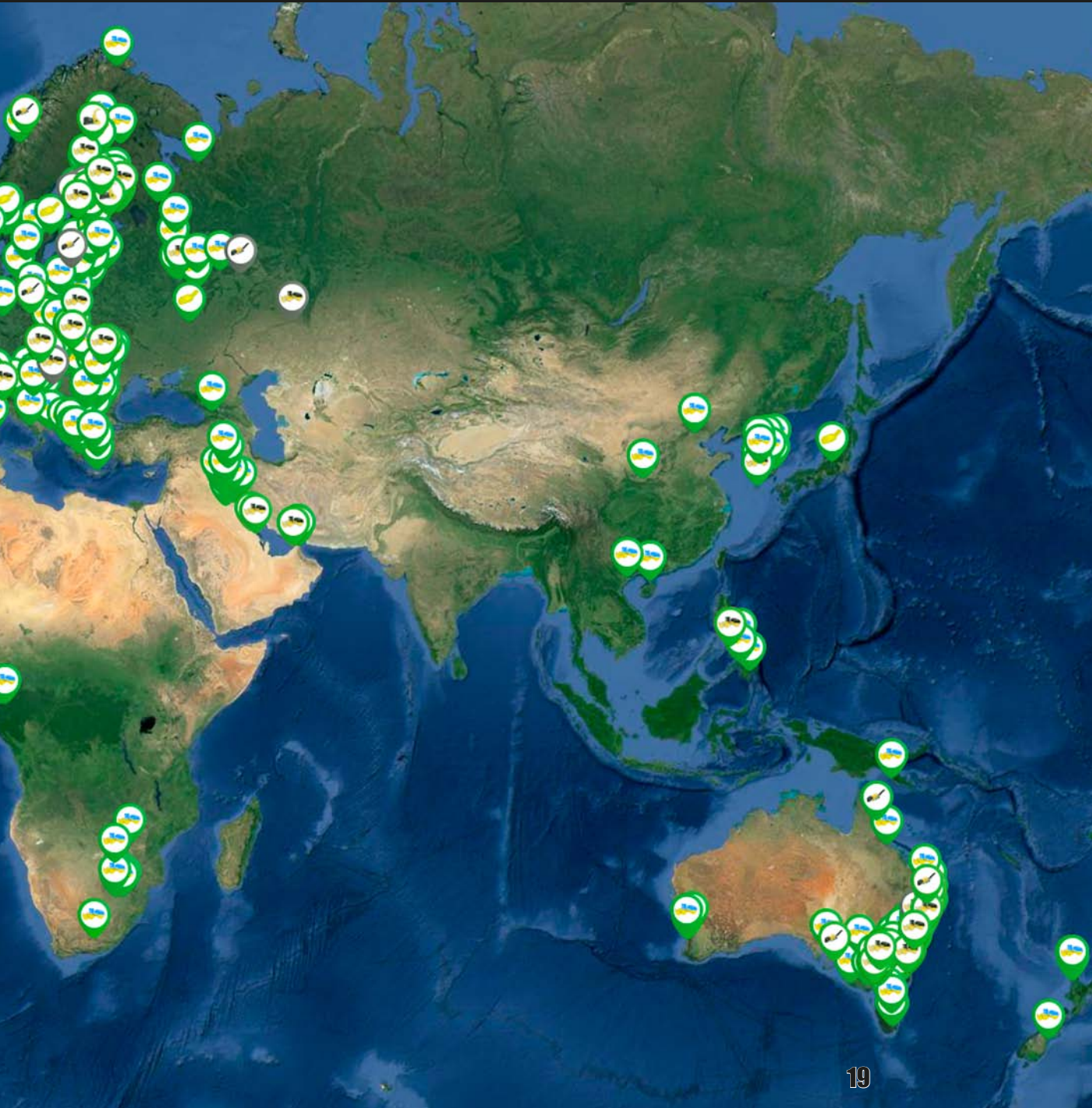
# Tana Service Center

**Machine reliability and uptime are our customers' key concerns and hence ours, too. We build maximum machine uptime and have our eyes on all the Tana machines around the world through TANA Service Center.**

Together with our distributors we are aiming at preventative maintenance by following early signals of possible malfunctions and getting in touch with the customer to solve the situation before any problems occur.

The purpose is to improve the response time and quality to our customers by helping them to keep the productivity high. Your Tana dealer, along with TANA Service Center, is ready to assist you with any possible situations to ensure high efficiency at minimum operating costs.





## Future with us

**At Tana we want to help our customers to improve their businesses and increase their profits. Our slogan, From Waste to Value, crystallizes that.**

Since designing the world's first landfill compactor in 1971, Tana has continued to manufacture and develop the only full-width twin drum landfill compactor in the world.

Many revolutionary R&D and engineering breakthroughs have been adapted for TANA compactors over the decades. Latest, the high technology TANA Smart Site solutions for even better operations management.

Our customers have grown accustomed to receiving get the best possible compaction performance and reliability from Tana compactors.

These are key elements for the highly demanding tasks required by landfill operations around the globe.

# TANA

From Waste to Value<sup>®</sup>



**TANA**  
From Waste to Value®

**Tana Oy**  
P.O.Box 7  
Haapaniementie 1  
FI-40801 Vaajakoski  
FINLAND  
Tel. +358 20 7290 240  
Fax +358 20 7290 261  
mail@tana.fi  
www.tana.fi

**Your local TANA distributor:**

